








# LIMESTONE COUNTY ALABAMA

## County Commission Districts

### LEGEND

- |                                                                                    |                   |                                                                                     |                        |
|------------------------------------------------------------------------------------|-------------------|-------------------------------------------------------------------------------------|------------------------|
|  | <b>District 1</b> |  | <b>District Number</b> |
|  | <b>District 2</b> |  | <b>Beat Boundary</b>   |
|  | <b>District 3</b> |  | <b>Beat Number</b>     |
|  | <b>District 4</b> |                                                                                     |                        |